



FACE FRAME FITTED WARDROBES



Face Frame Fitted Wardrobes

For those who are looking for made to measure wardrobes but are on a tighter budget, our stunning face frame wardrobes are the ideal solution.

Achieve the complete "wall to wall, floor to ceiling" look with simple, modular internal options that can be positioned exactly how you want them when installing the furniture.

Quality, as standard

All our cabinetry & our frames are 18mm MFC, made in Nottinghamshire. The doors and drawers are soft-close as standard. Our face-frame cabinets have solid sides but no backs, to save you money. Our face-frame wardrobes come with our industry leading guarantee of up to 15 years, just like our fully bespoke fitted wardrobes.

Delivered in 3-4 weeks

The furniture is delivered flat-packed to your home ready for self-assembly, easy for those with good DIY skills. See our handy assembly video to see how easy they are to build! Alternatively, you can source your own fitter to build it for you (this is normally around £250 depending on area).

Quick Links

Need to get to something fast? Simply select from the links below to jump to the relevant section of this brochure & price guide.

DOOR OPTIONS

DOOR COLOURS



HANDLES & KNOBS

MEASURING YOUR SPACE

CHOOSE YOUR SIZE

SUPPLEMENTARY FURNITURE

FAQs

Wardrobe Doors


We offer a range of beautiful doors to complete the look of your made to measure wardrobe. All feature soft-close hinges as standard and are available in a range of colours and with a variety of knobs & handles.

When you select the width of your space, we'll automatically choose the optimum number of doors required, sized just right for your space.

Choose from our standard doors or opt for an upgrade to any of our three premium doors for just £99 per door.

The doors, plinths and side scribe panels will all match for a beautiful fitted wardrobe finish.

STANDARD
Modern



PREMIUM
2-Panel



PREMIUM
Handleless



PREMIUM
4-Panel



Door Colours

	STANDARD Modern	PREMIUM 2-Panel	PREMIUM Handleless	PREMIUM 4-Panel
White				
Light Grey				
Dust Grey				
Cashmere				
White Pine				
Concrete				
Natural Oak				
Grey Oak				
Forest Green				
Marine Blue				
Mussel				
Graphite				
Indigo Blue				

Can't decide? Get some free samples

Order up to 2 free colour samples from our website

[ORDER SAMPLES](#)

Handles & Knobs



Abbey T-Bar in Silver, Brass & Black



Abbey Handle in Silver, Brass & Black



Baker Knobs in Bronze & Black



Camden Knobs in Black, Brass, Polished Nickel, Brushed Nickel, Bronze

Handles & Knobs



Harley in Brushed Nickel, Copper, Brass and Black

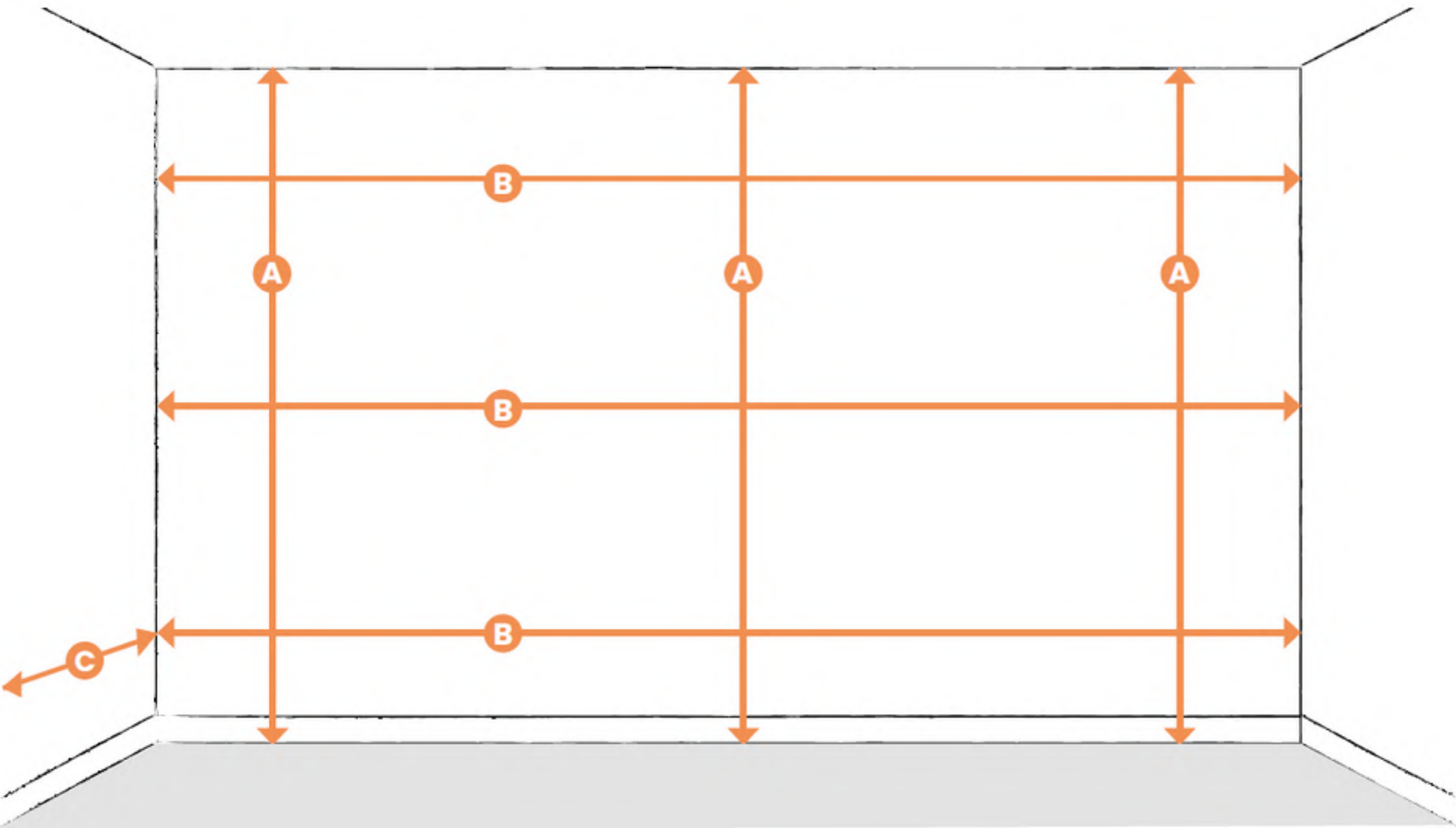


Knight Knobs in Polished Nickel or Antique Bronze



Oxford in Chrome, Black or Brass

Measure Your Space



Measure the height (A) of your room in three different places and note down the tallest measurement.

Measure the length (B) of your room at three different heights. This should be wall-to-wall, ignoring any skirting boards or coving.

We will calculate the optimum frame width for the number of doors that your wardrobe will have. We'll take care of everything!

If the difference between the largest and smallest height or length measurement is over 20mm, please contact us for help.

Measure the depth (C) that you would like your wardrobe to be.

Please note that the frame with doors is 140mm deep. Our cabinet units (if you choose an option with cabinets) are 460mm deep as standard, meaning you'll need 600mm of total depth as a minimum.

We can offer a 320mm deep internal cabinet on request at no extra cost.

Please select the width of your space

Measure your space from wall-to-wall or from the wall to where you want the wardrobe to end (if you're having an open end).

Measure from the wall, ignoring any coving or skirting boards as you'll have side scribe panels to go around these.

Choose the relevant option below for the width of your available space to see the internal options and pricing available:

800mm - 1400mm

1401mm - 2000mm

2001mm - 2600mm

2601mm - 3200mm

3201mm - 3800mm

3801mm - 4400mm

4401mm - 5000mm

5501mm - 5600mm

5601mm - 6000mm




If your wardrobe will require an end panel because it's not wall to wall, this is priced at £135.

800mm - 1400mm

2 DOORS

Pricing includes our standard doors
Upgrade to premium doors for just £99 per door



OPTION 1

£402.40

+£198 for premium doors

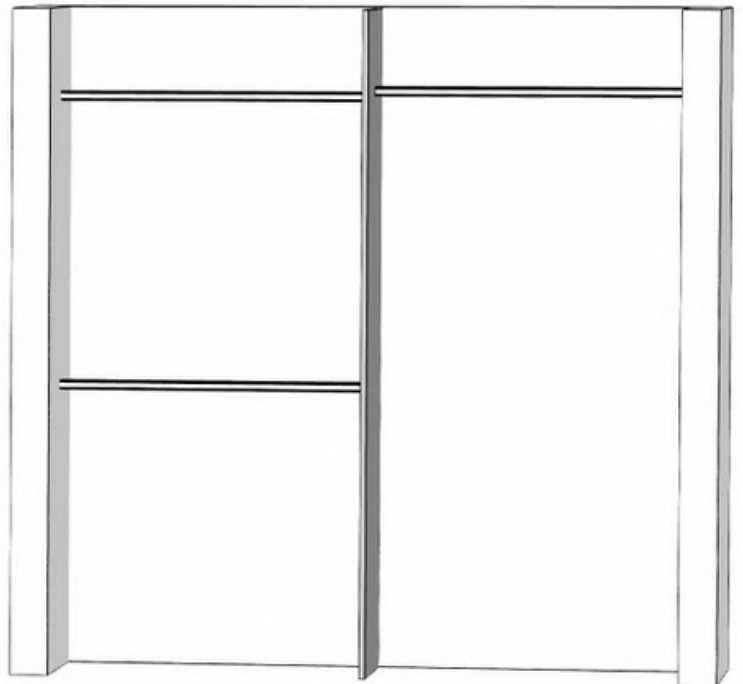
Rails, cut to size on site

OPTION 2

£484.40

+£198 for premium doors

Rails, cut to size on site
with divider



Internal options are not in fixed positions and can be moved around to suit your requirements. Images are for representation purposes only and are not to scale.

1401mm - 2000mm

3 DOORS

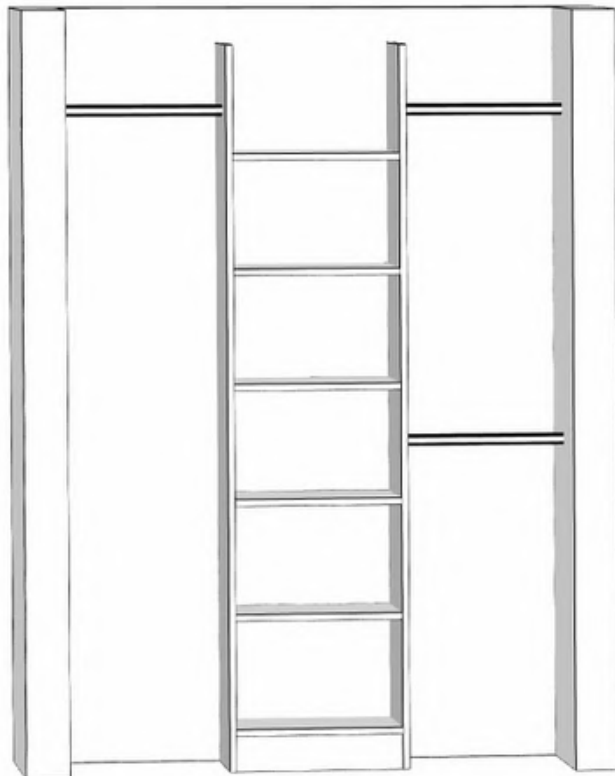

Pricing includes our standard doors
Upgrade to premium doors for just £99 per door

OPTION 2

£610.40

+£297 for premium doors

Rails, cut to size on site
with divider



OPTION 3

£791.96

+£297 for premium doors

500mm shelving unit with rails,
cut to size on site

Internal options are not in fixed positions and can be moved around to suit your requirements. Images are for representation purposes only and are not to scale.

1401mm - 2000mm

3 DOORS

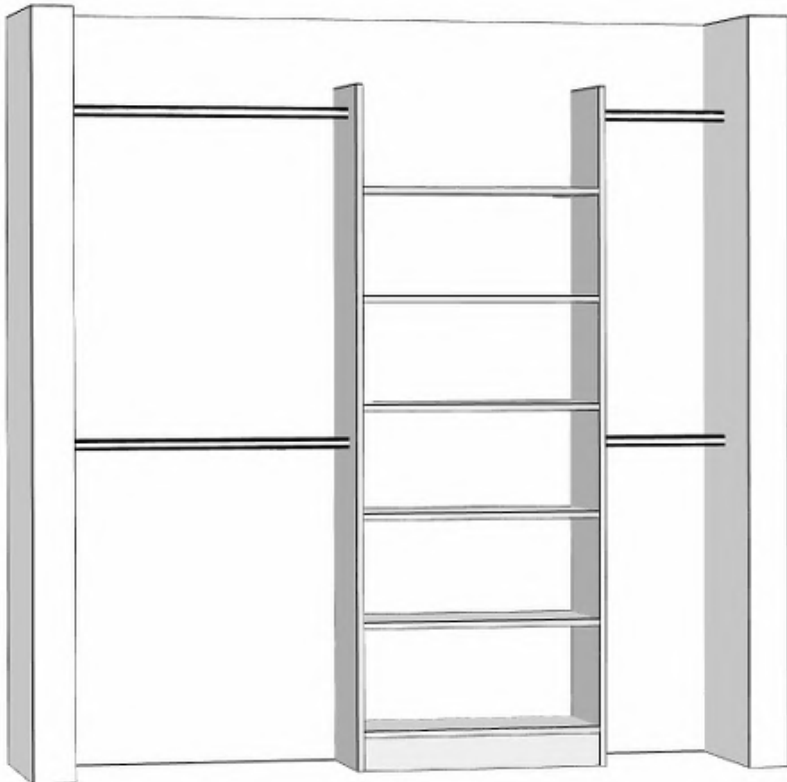
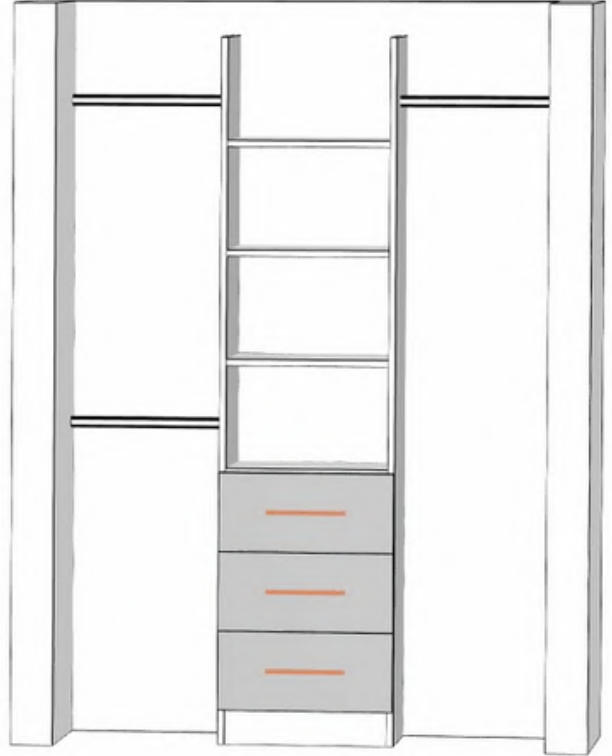
Pricing includes our standard doors
Upgrade to premium doors for just £99 per door

OPTION 4

£954.80

+£297 for premium doors

500mm shelving & drawer unit
with rails, cut to size on site



OPTION 5

£822.32

+£297 for premium doors

750mm shelving unit with
rails, cut to size on site

Internal options are not in fixed positions and can be moved around to suit your requirements. Images are for representation purposes only and are not to scale.

1401mm - 2000mm

3 DOORS

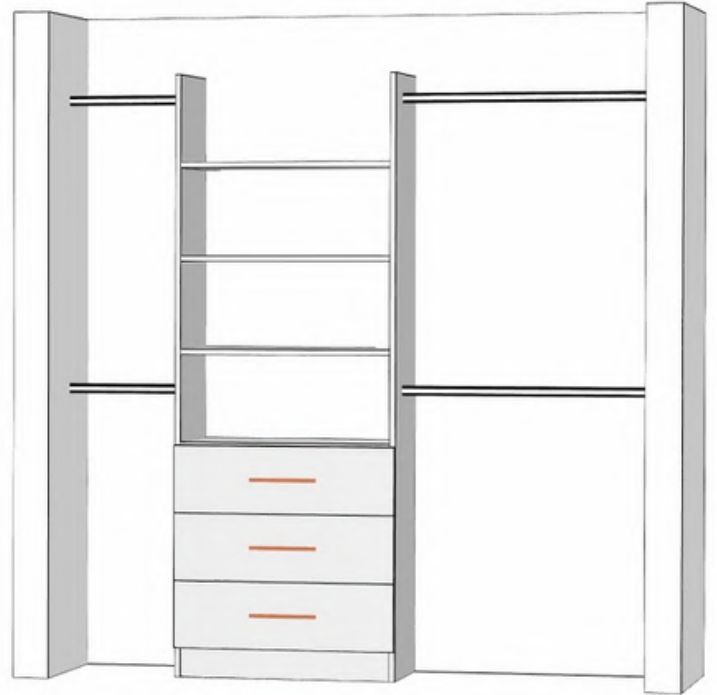
Pricing includes our standard doors
Upgrade to premium doors for just £99 per door

OPTION 6

£985.16

+£297 for premium doors

750mm shelving & drawer
unit with rails, cut to size
on site

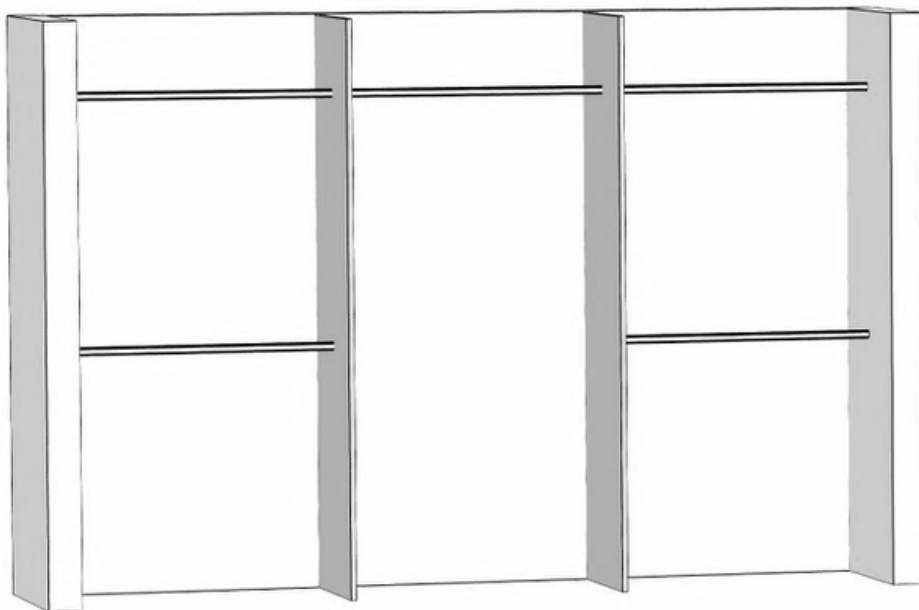


OPTION 7

£692.40

+£297 for premium doors

Rails, cut to size on
site with two divider panels



Internal options are not in fixed positions and can be moved around to suit your requirements. Images are for representation purposes only and are not to scale.

2001mm - 2600mm

4 DOORS

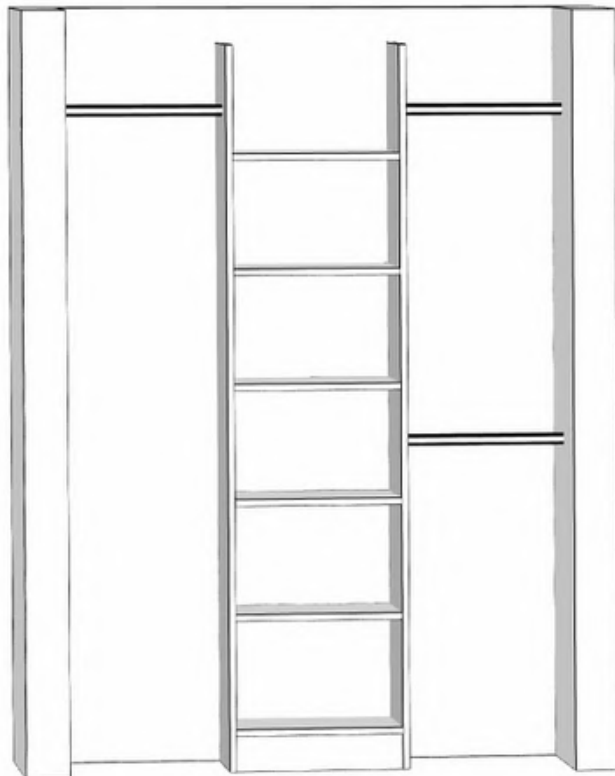

Pricing includes our standard doors
Upgrade to premium doors for just £99 per door

OPTION 2

£702.80

+£396 for premium doors

Rails, cut to size on site
with divider



OPTION 3

£884.36

+£396 for premium doors

500mm shelving unit with rails,
cut to size on site

Internal options are not in fixed positions and can be moved around to suit your requirements. Images are for representation purposes only and are not to scale.

2001mm - 2600mm

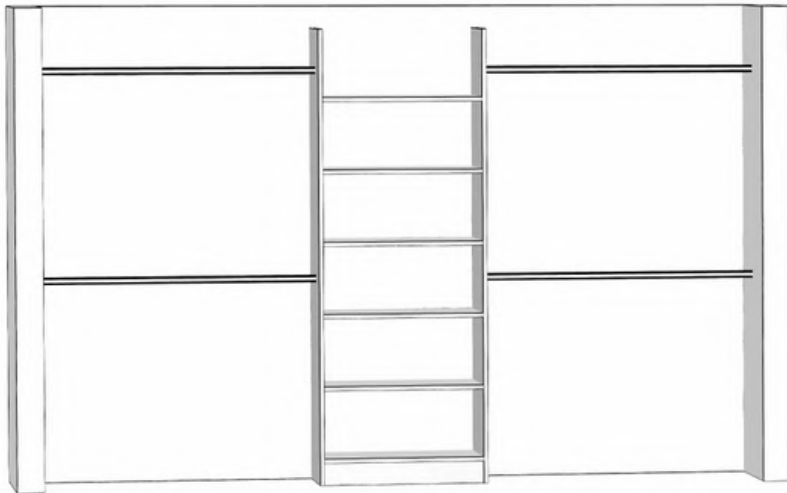
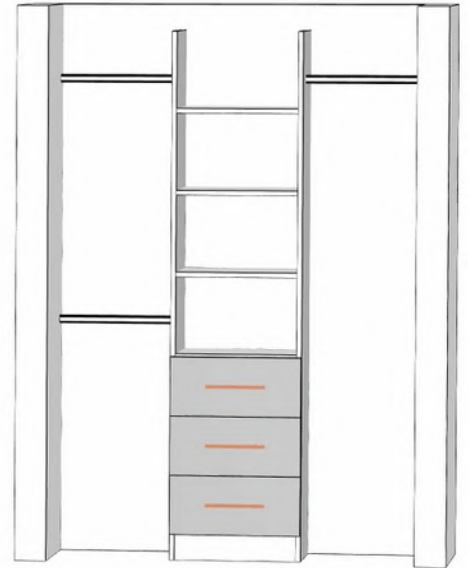
4 DOORS

Pricing includes our standard doors
Upgrade to premium doors for just £99 per door

OPTION 4

£1047.20

+£396 for premium doors
500mm shelving & drawer unit
with rails, cut to size on site



OPTION 5

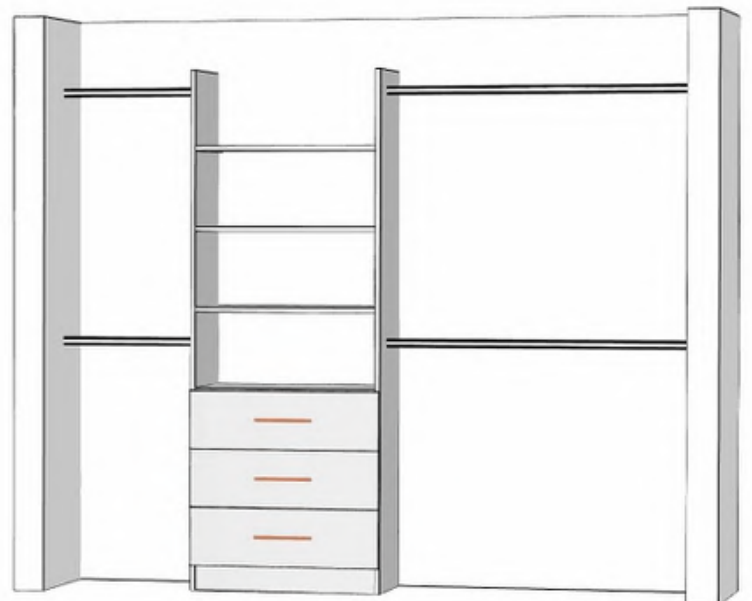
£914.72

+£396 for premium doors
750mm shelving unit with
rails, cut to size on site

OPTION 6

£1077.56

+£396 for premium doors
750mm shelving & drawer unit
with rails, cut to size
on site

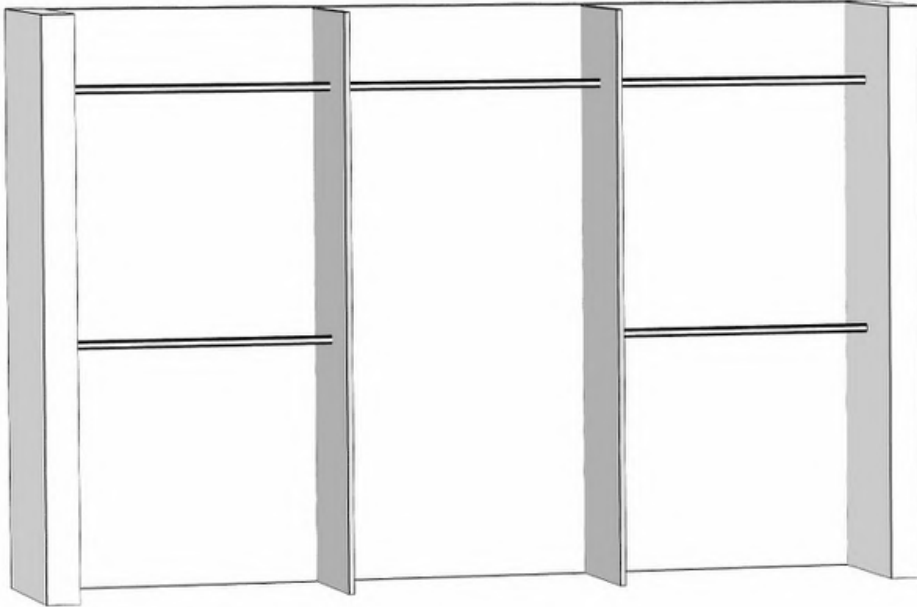


Internal options are not in fixed positions and can be moved around to suit your requirements. Images are for representation purposes only and are not to scale.

2001mm - 2600mm

4 DOORS

Pricing includes our standard doors
Upgrade to premium doors for just £99 per door



OPTION 7

£784.80

+£396 for premium doors

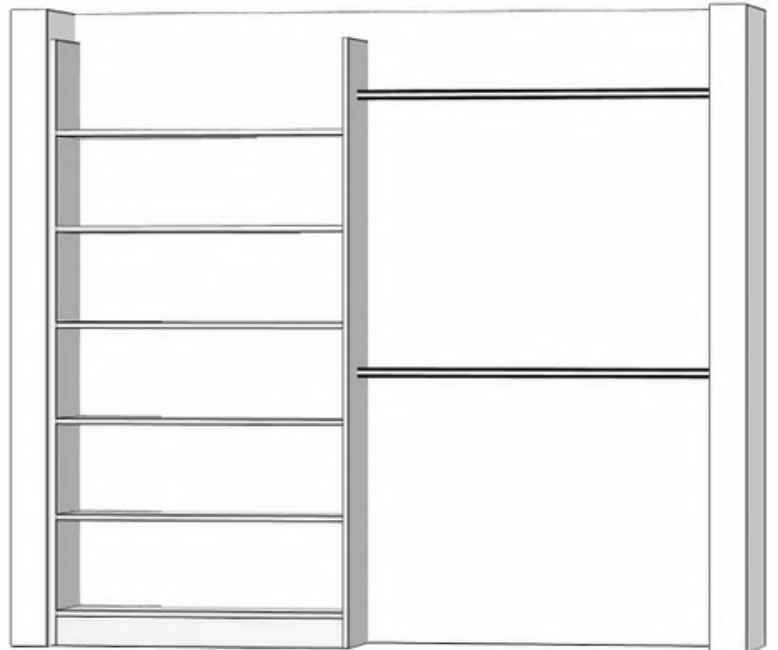
Rails, cut to size on site with two divider panels

OPTION 8

£914.72

+£396 for premium doors

1000mm shelving unit with rails, cut to size on site

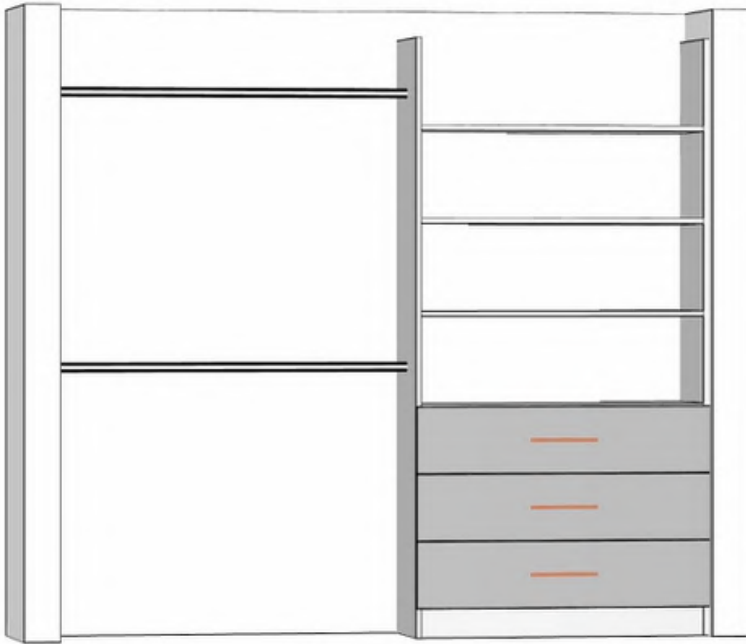


Internal options are not in fixed positions and can be moved around to suit your requirements. Images are for representation purposes only and are not to scale.

2001mm - 2600mm

4 DOORS

Pricing includes our standard doors
Upgrade to premium doors for just £99 per door



OPTION 9

£1091.36

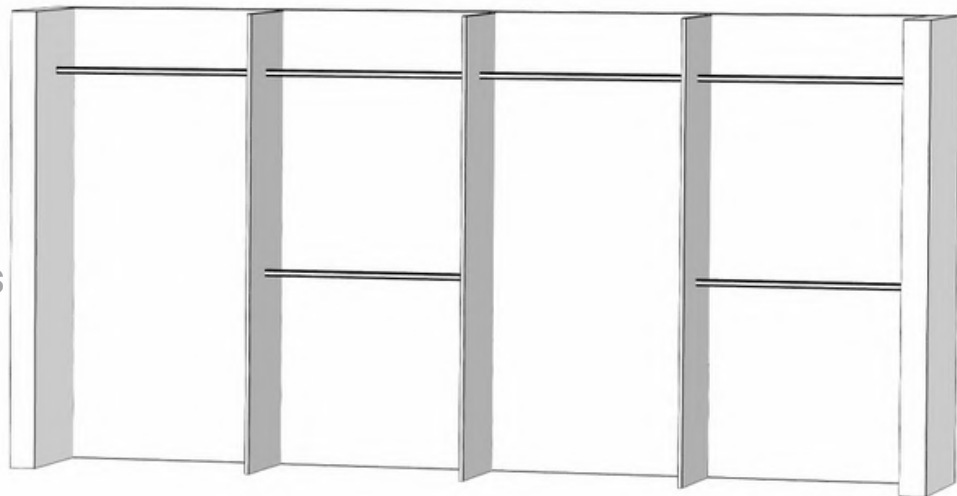
+£396 for premium doors
1000mm shelving & drawer unit
with rails, cut to size on site

OPTION 11

£866.80

+£396 for premium doors

3 divider panels and
rails, cut to size on site

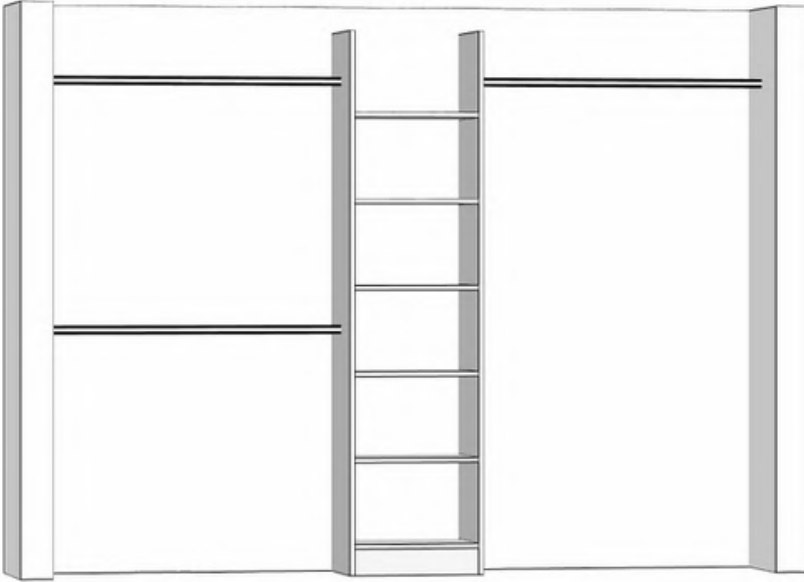


Internal options are not in fixed positions and can be moved around to suit your requirements. Images are for representation purposes only and are not to scale.

2601mm - 3200mm

5 DOORS

Pricing includes our standard doors
Upgrade to premium doors for just £99 per door



OPTION 3

£1106.36

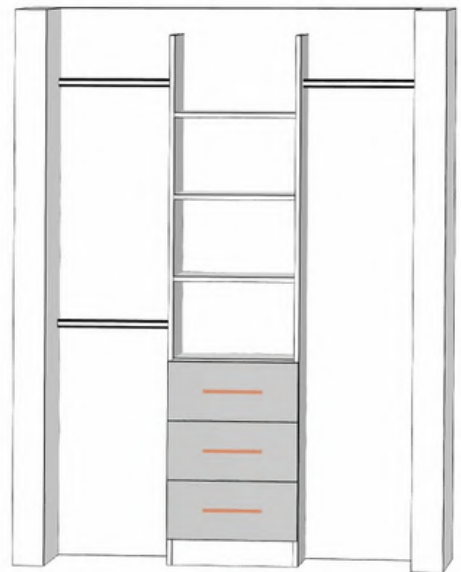
+£495 for premium doors
500mm shelving unit with
rails, cut to size on site

OPTION 4

£1269.20

+£495 for premium doors

500mm shelving & drawer unit
with rails, cut to size on site

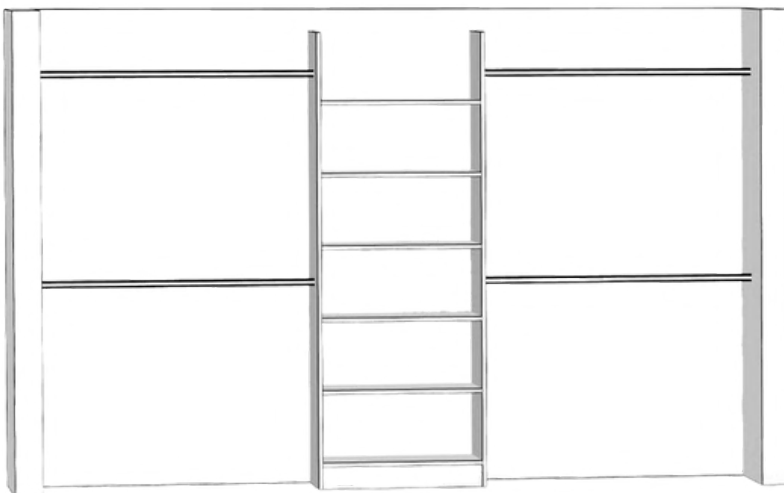


OPTION 5

£1136.72

+£495 for premium doors

750mm shelving unit with
rails, cut to size on site



Internal options are not in fixed positions and can be moved around to suit your requirements. Images are for representation purposes only and are not to scale.

2601mm - 3200mm

5 DOORS

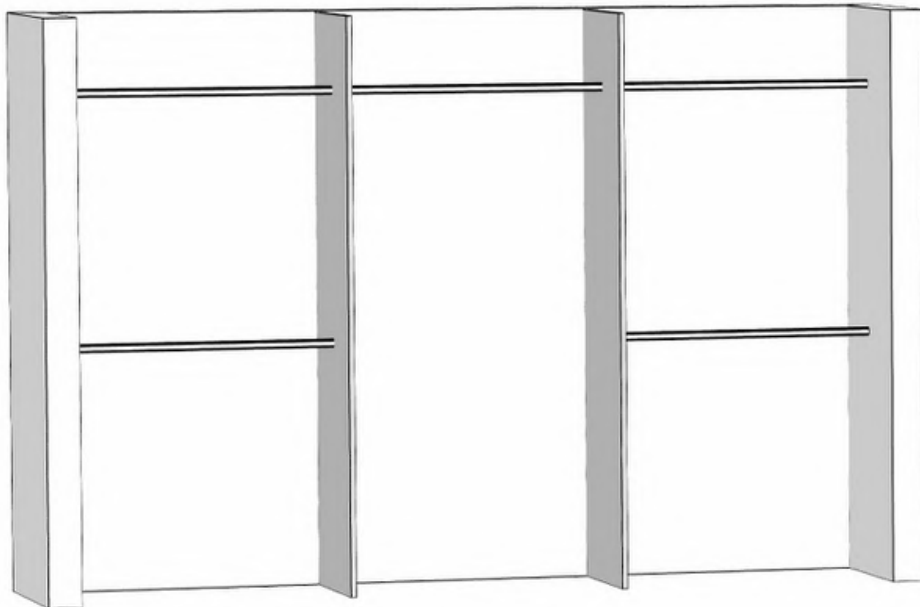
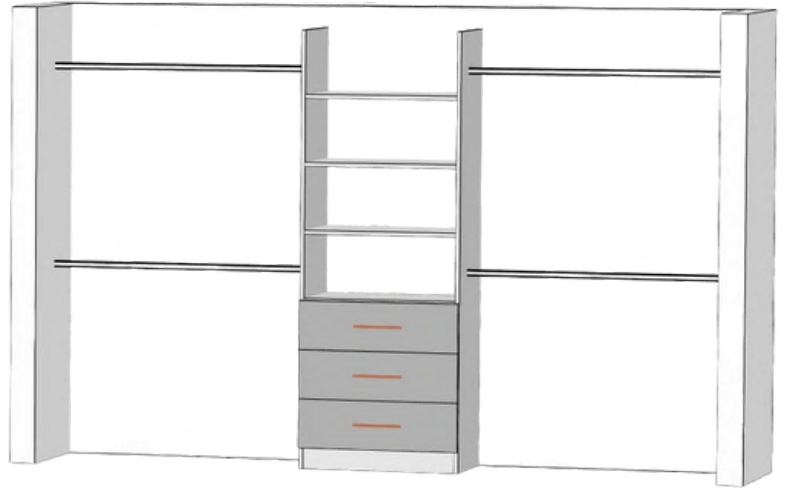
Pricing includes our standard doors
Upgrade to premium doors for just £99 per door

OPTION 6

£1299.56

+£495 for premium doors

750mm shelving & drawer
unit with rails, cut to size
on site



OPTION 7

£1006.80

+£495 for premium doors

Rails, cut to size on
site with two divider panels

Internal options are not in fixed positions and can be moved around to suit your requirements. Images are for representation purposes only and are not to scale.

2601mm - 3200mm

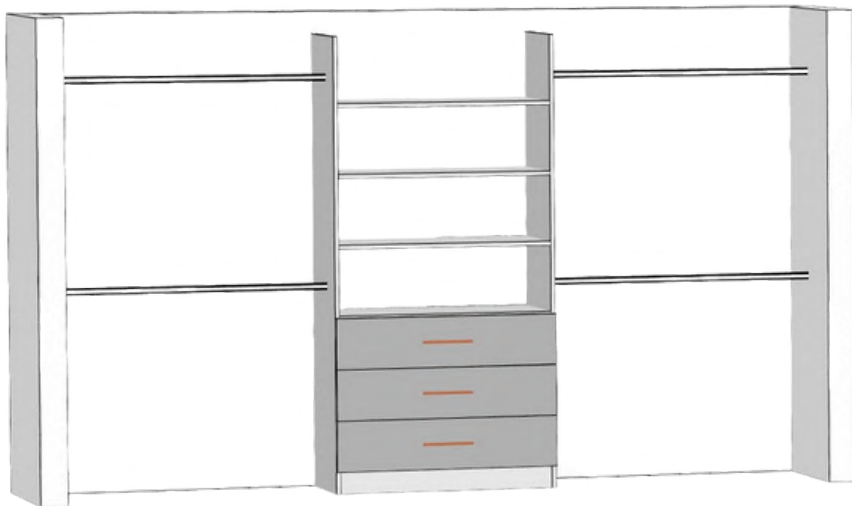
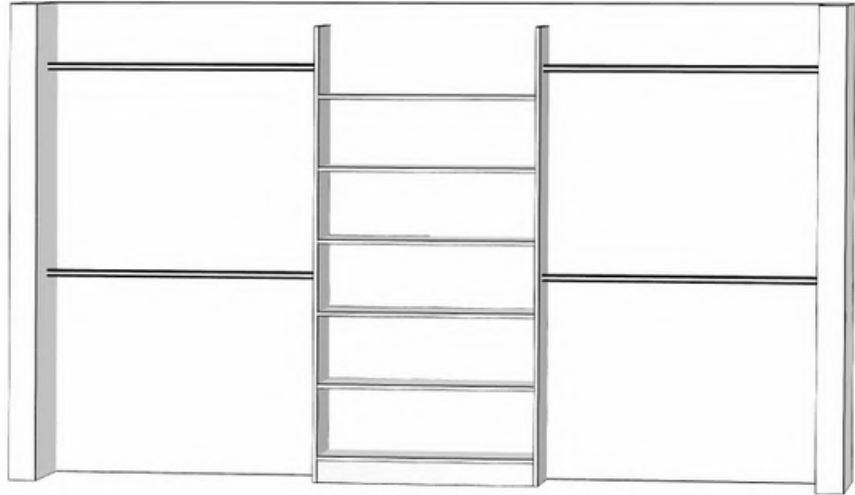
5 DOORS

Pricing includes our standard doors
Upgrade to premium doors for just £99 per door

OPTION 8

£1136.72

+£495 for premium doors
1000mm shelving unit with
rails, cut to size on site



OPTION 9

£1313.36

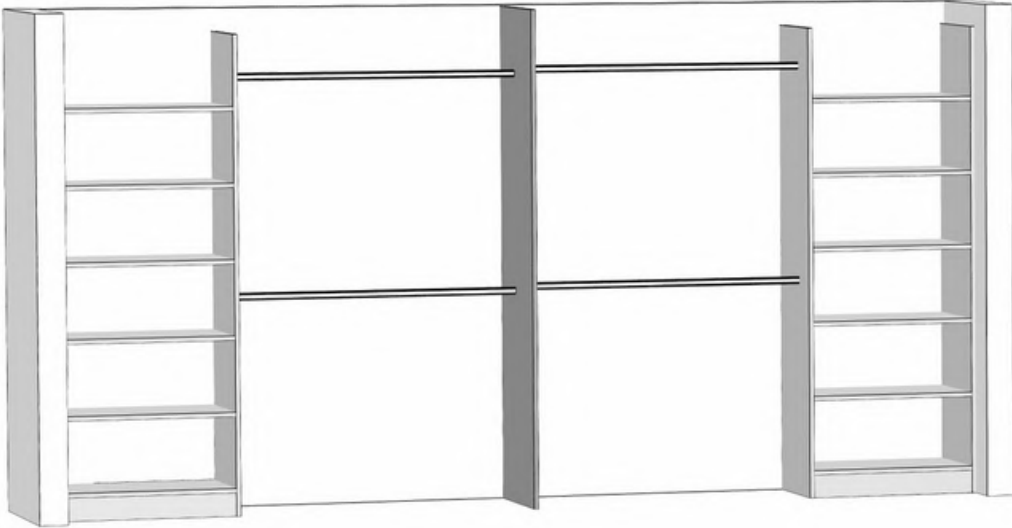
+£495 for premium doors
1000mm shelving & drawer unit
with rails, cut to size on site

Internal options are not in fixed positions and can be moved around to suit your requirements. Images are for representation purposes only and are not to scale.

2601mm - 3200mm

5 DOORS

Pricing includes our standard doors
Upgrade to premium doors for just £99 per door



OPTION 10

£1432.64

+£495 for premium doors

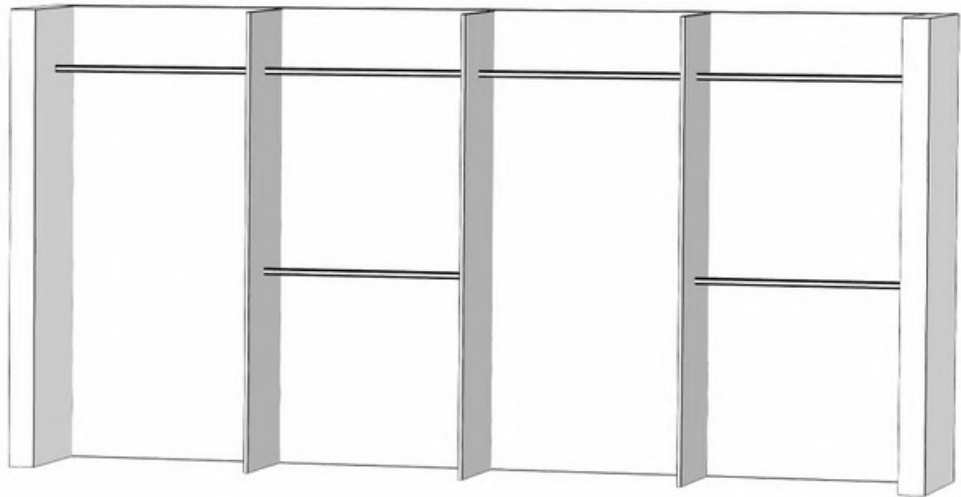
2 x 750mm shelving units, rails to be cut to size on site & divider

OPTION 11

£1088.80

+£495 for premium doors

3 divider panels and rails, cut to size on site

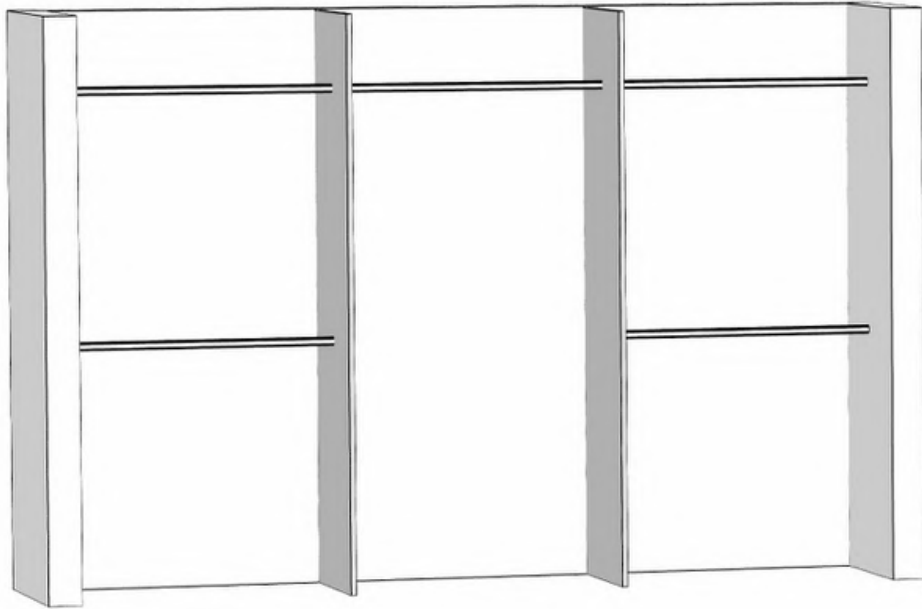


Internal options are not in fixed positions and can be moved around to suit your requirements. Images are for representation purposes only and are not to scale.

3201mm - 3800mm

6 DOORS

Pricing includes our standard doors
Upgrade to premium doors for just £99 per door



OPTION 7

£1099.20

+£594 for premium doors

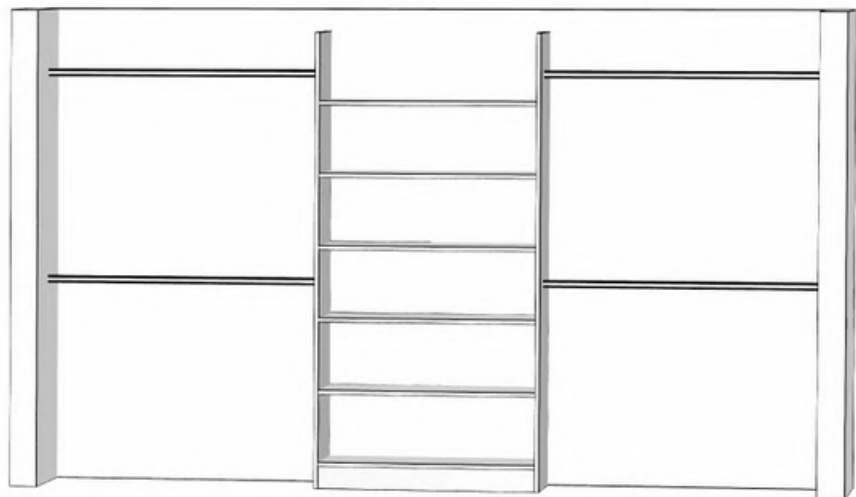
Rails, cut to size on site with two divider panels

OPTION 8

£1229.12

+£594 for premium doors

1000mm shelving unit with rails, cut to size on site

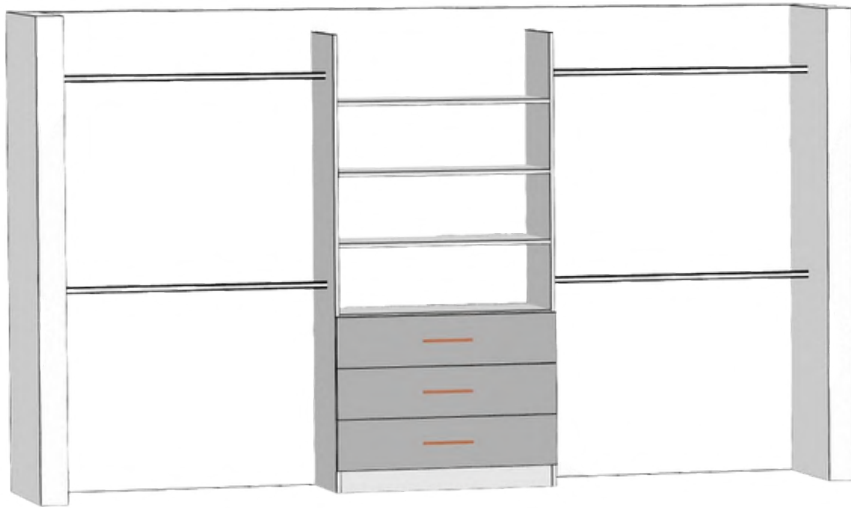


Internal options are not in fixed positions and can be moved around to suit your requirements. Images are for representation purposes only and are not to scale.

3201mm - 3800mm

6 DOORS

Pricing includes our standard doors
Upgrade to premium doors for just £99 per door



OPTION 9

£1405.76

+£594 for premium doors

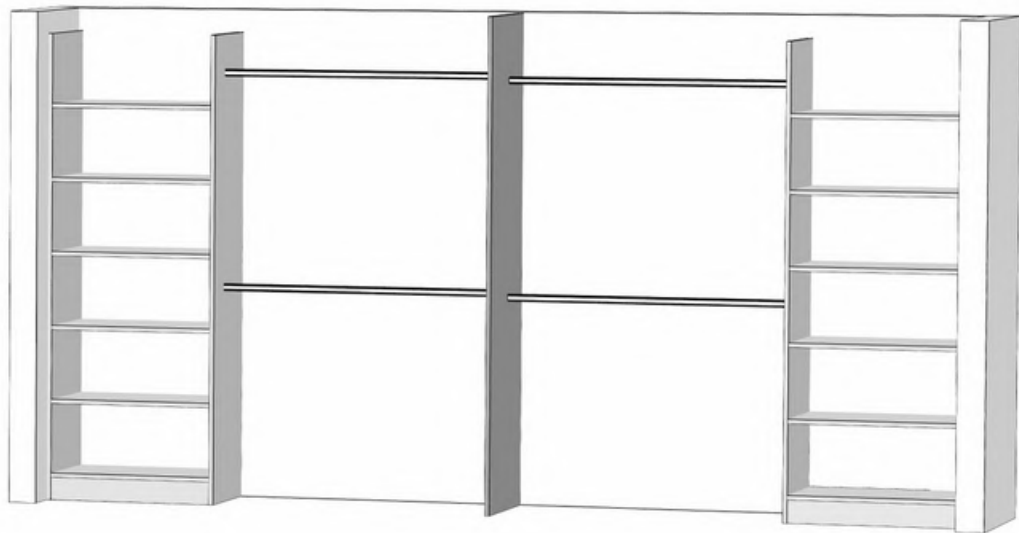
1000mm shelving & drawer unit
with rails, cut to size on site

OPTION 10

£1525.04

**+£594 for premium
doors**

2 x 750mm shelving
units, rails to be cut to
size on site & divider



Internal options are not in fixed positions and can be moved around to suit your requirements. Images are for representation purposes only and are not to scale.

3201mm - 3800mm

6 DOORS

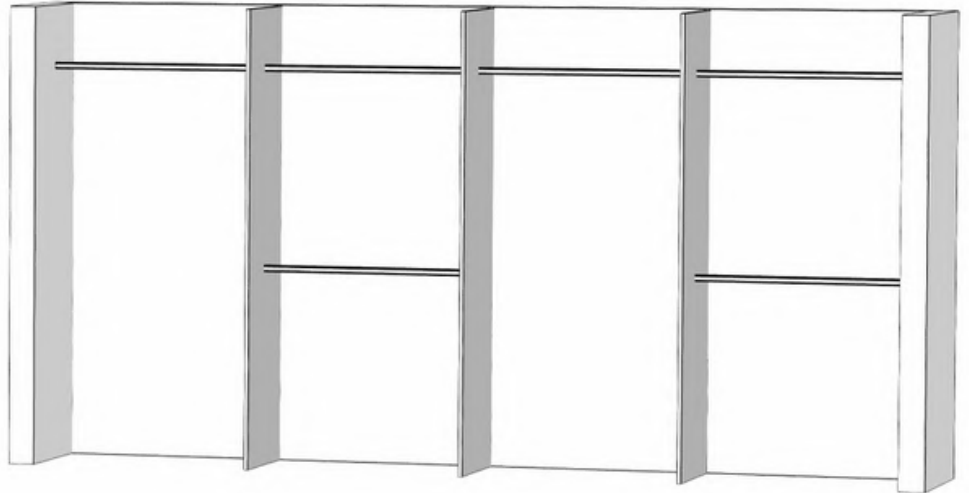
Pricing includes our standard doors
Upgrade to premium doors for just £99 per door

OPTION 11

£1181.20

+£594 for premium doors

3 divider panels and rails, cut to size on site

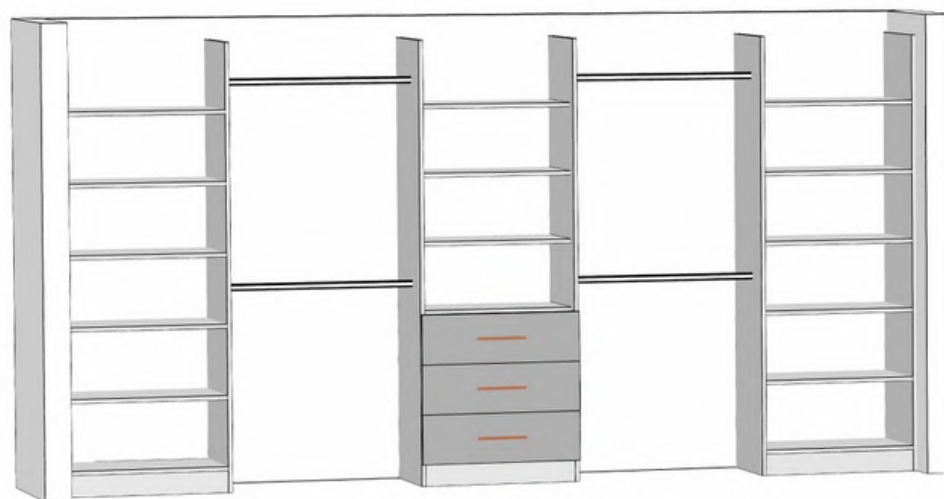


OPTION 12

£1899.80

+£594 for premium doors

2 x 750mm shelving units, 1x 750mm drawer & shelf unit
Rails, cut to size on site

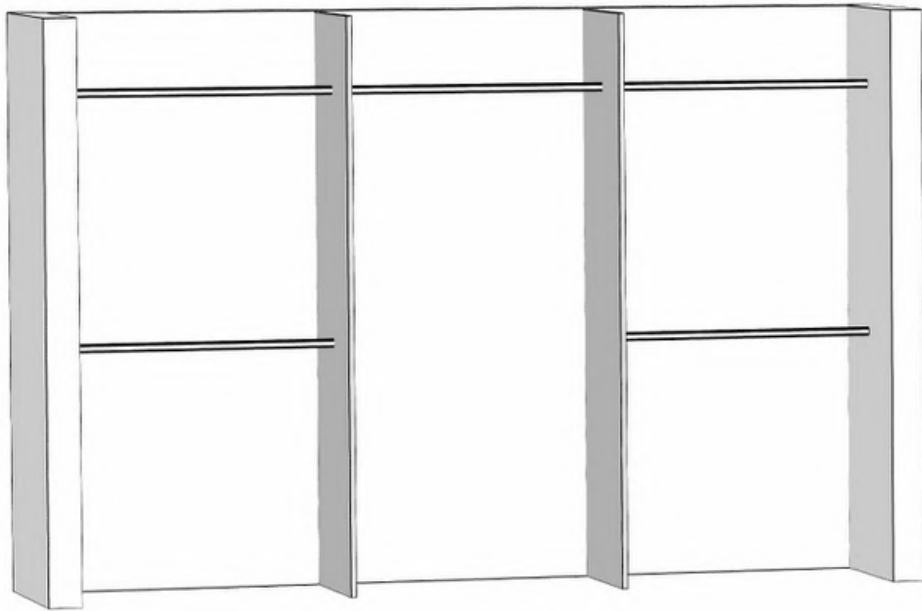


Internal options are not in fixed positions and can be moved around to suit your requirements. Images are for representation purposes only and are not to scale.

3801mm - 4400mm

7 DOORS

Pricing includes our standard doors
Upgrade to premium doors for just £99 per door



OPTION 7

£1201.20

+£693 for premium doors

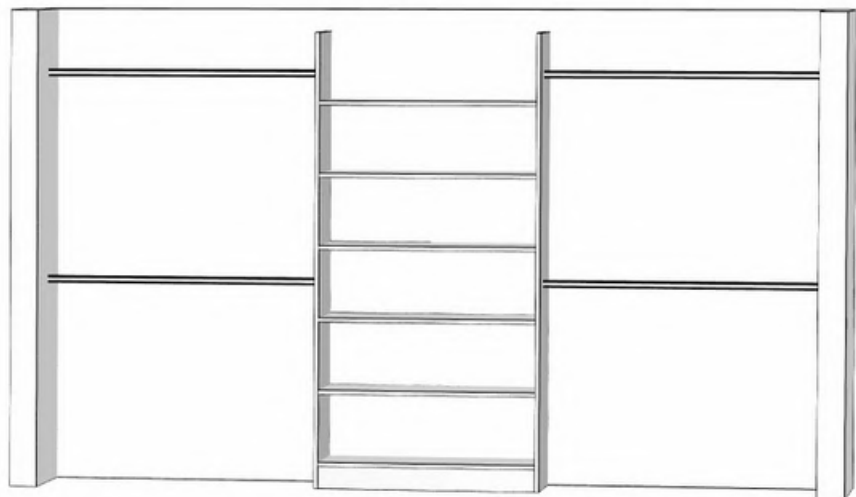
Rails, cut to size on site with two divider panels

OPTION 8

£1331.12

+£693 for premium doors

1000mm shelving unit with rails, cut to size on site

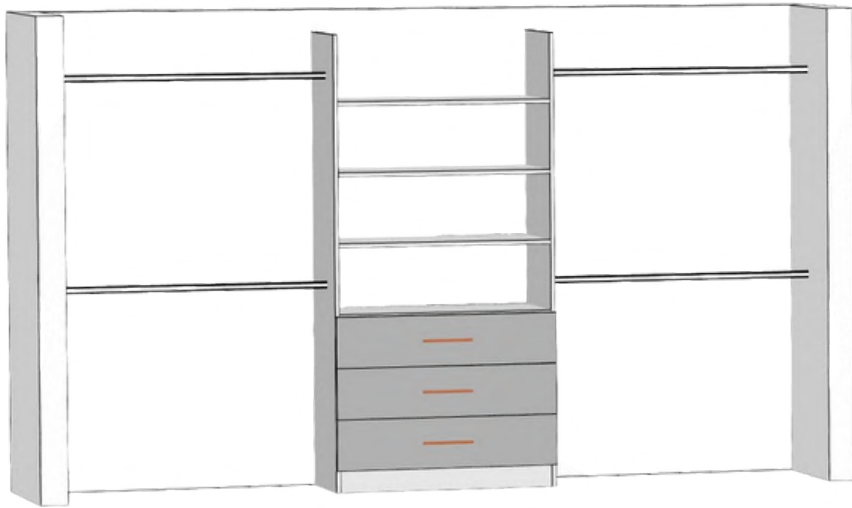


Internal options are not in fixed positions and can be moved around to suit your requirements. Images are for representation purposes only and are not to scale.

3801mm - 4400mm

7 DOORS

Pricing includes our standard doors
Upgrade to premium doors for just £99 per door



OPTION 9

£1507.76

+£693 for premium doors

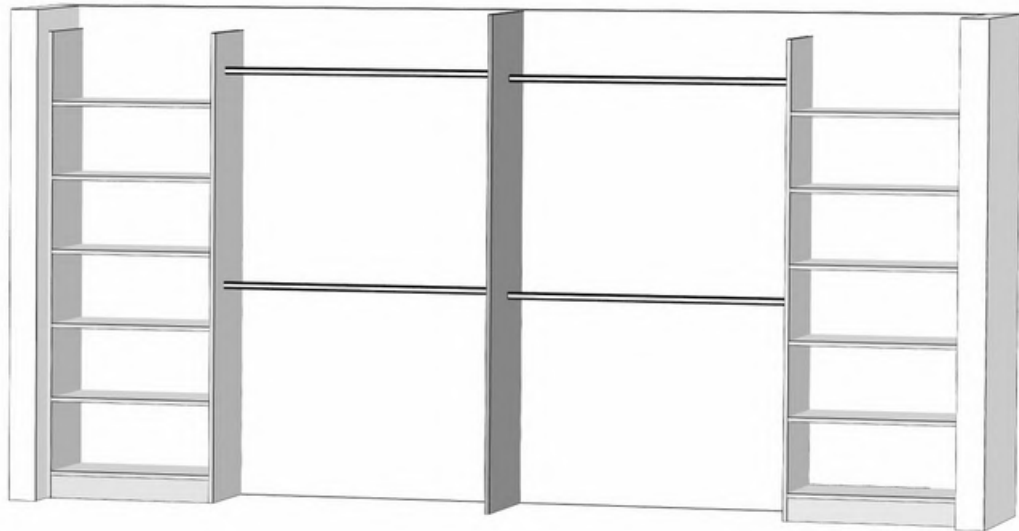
1000mm shelving & drawer unit
with rails, cut to size on site

OPTION 10

£1627.04

**+£693 for premium
doors**

2 x 750mm shelving
units, rails to be cut to
size on site & divider



Internal options are not in fixed positions and can be moved around to suit your requirements. Images are for representation purposes only and are not to scale.

3801mm - 4400mm

7 DOORS

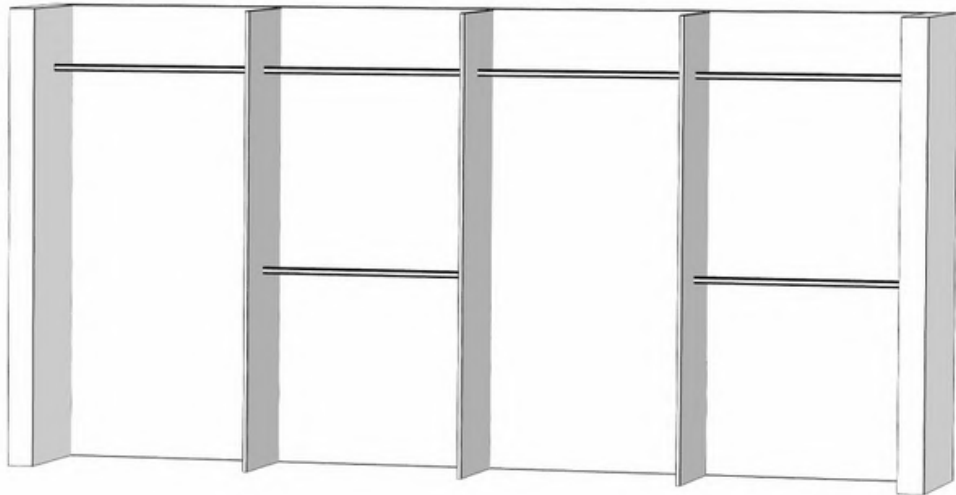
Pricing includes our standard doors
Upgrade to premium doors for just £99 per door

OPTION 11

£1283.20

+£693 for premium doors

3 divider panels and
rails, cut to size on site

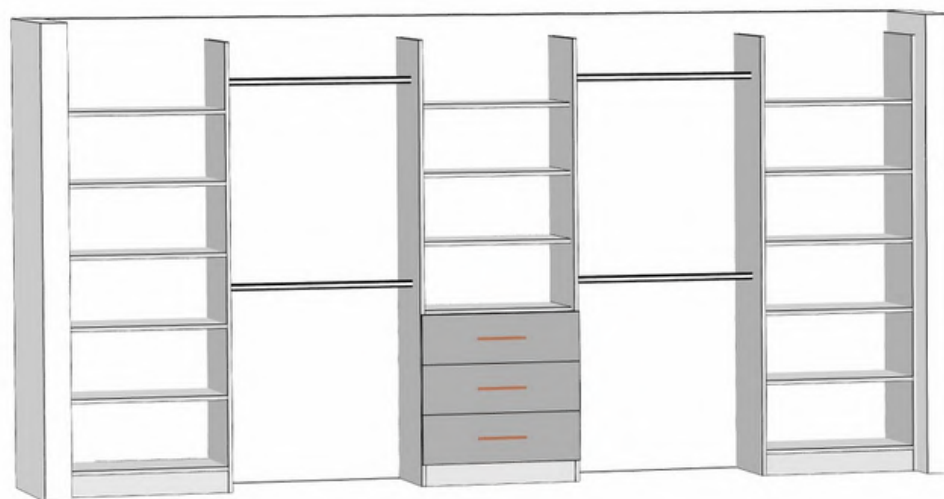


OPTION 12

£2001.80

+£693 for premium doors

2 x 750mm shelving units, 1x
750mm drawer & shelf unit
Rails, cut to size on site



Internal options are not in fixed positions and can be moved around to suit your requirements. Images are for representation purposes only and are not to scale.

4401mm - 5000mm

8 DOORS

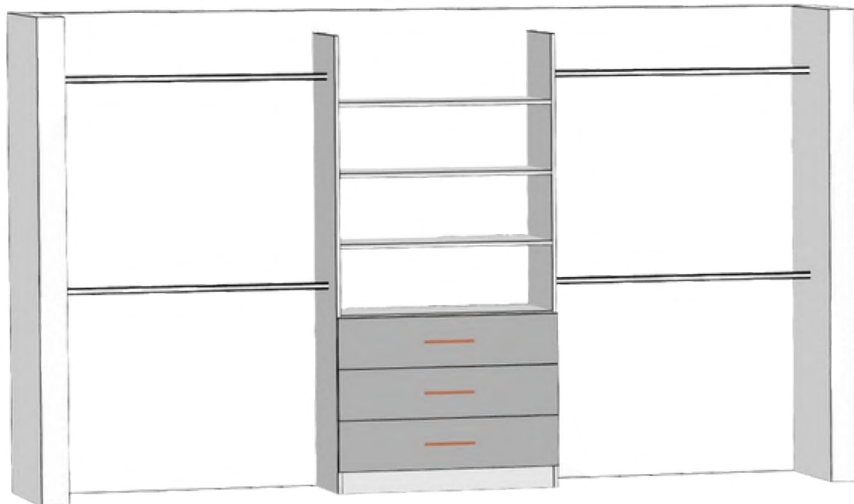
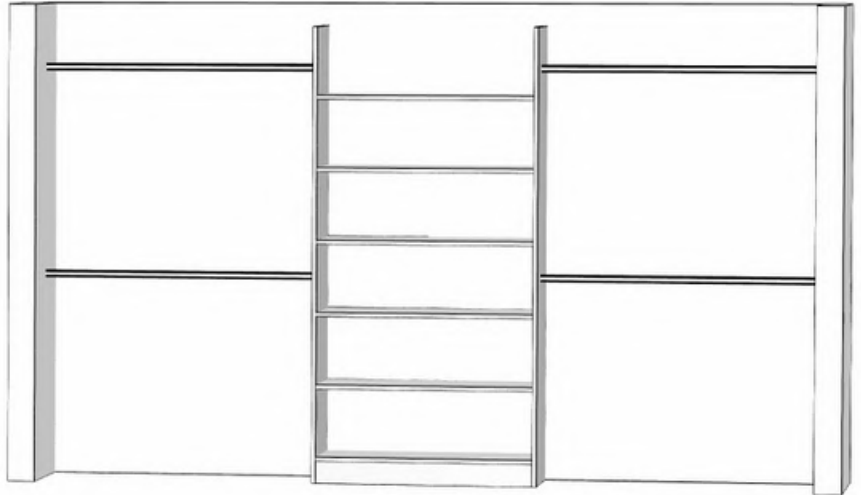
Pricing includes our standard doors
Upgrade to premium doors for just £99 per door

OPTION 8

£1423.52

+£792 for premium doors

1000mm shelving unit with
rails, cut to size on site



OPTION 9

£1600.16

+£792 for premium doors

1000mm shelving & drawer unit
with rails, cut to size on site

Internal options are not in fixed positions and can be moved around to suit your requirements. Images are for representation purposes only and are not to scale.

4401mm - 5000mm

8 DOORS

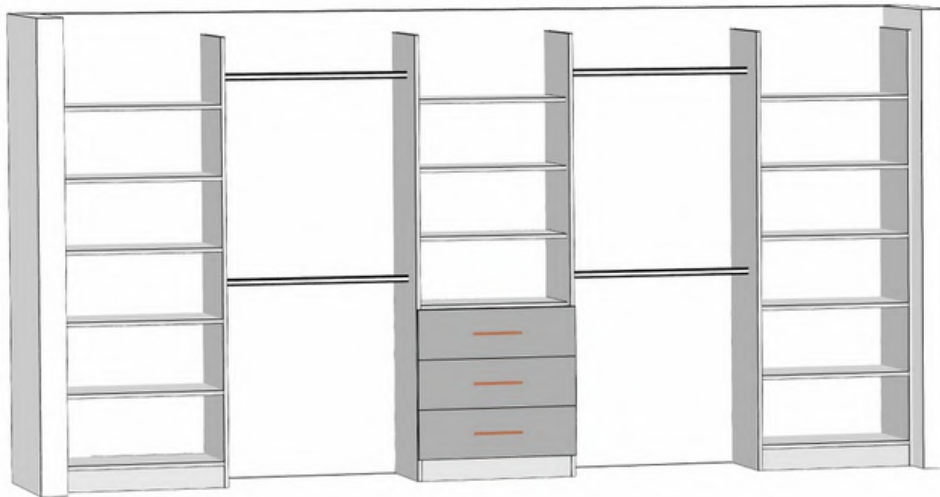
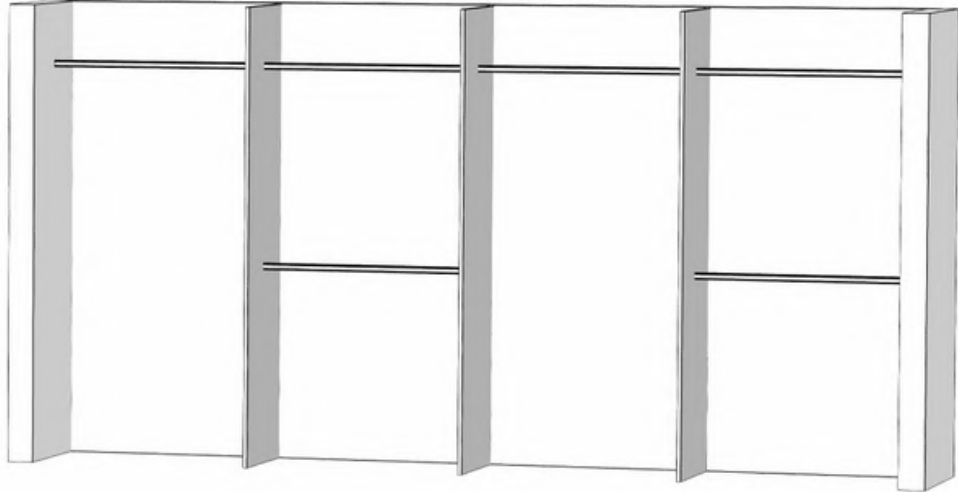
Pricing includes our standard doors
Upgrade to premium doors for just £99 per door

OPTION 11

£1375.60

+£792 for premium doors

3 divider panels and
rails, cut to size on site



OPTION 12

£2094.20

+£792 for premium doors

2 x 750mm shelving units, 1x
750mm drawer & shelf unit
Rails, cut to size on site

Internal options are not in fixed positions and can be moved around to suit your requirements. Images are for representation purposes only and are not to scale.

5001mm - 5600mm

9 DOORS

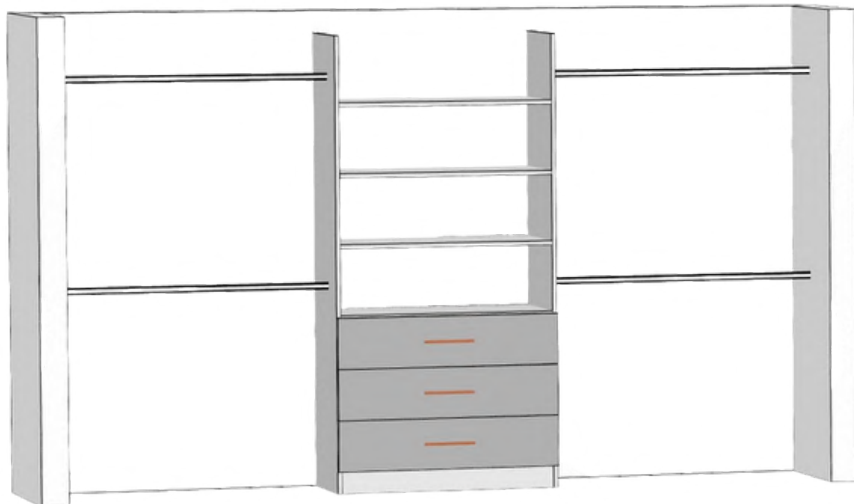
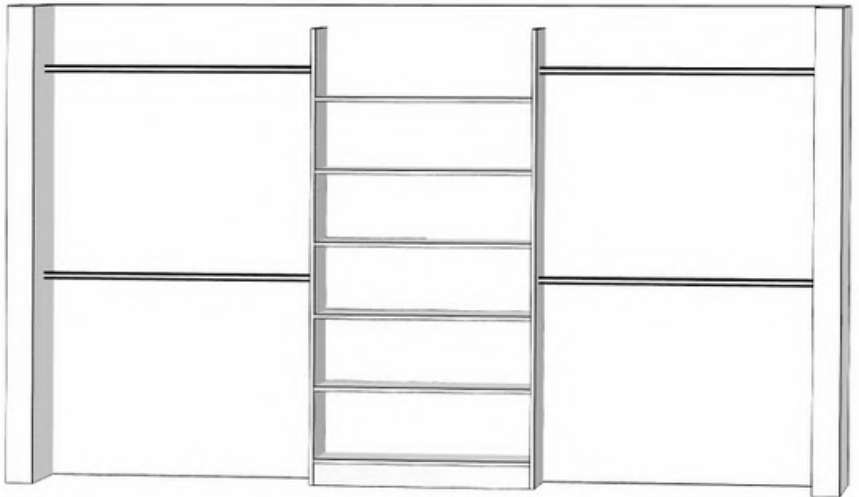
Pricing includes our standard doors
Upgrade to premium doors for just £99 per door

OPTION 8

£1621.52

+£891 for premium doors

1000mm shelving unit with
rails, cut to size on site



OPTION 9

£1798.16

+£891 for premium doors

1000mm shelving & drawer unit
with rails, cut to size on site

Internal options are not in fixed positions and can be moved around to suit your requirements. Images are for representation purposes only and are not to scale.

5601mm - 6000mm

10 DOORS

Pricing includes our standard doors
Upgrade to premium doors for just £99 per door

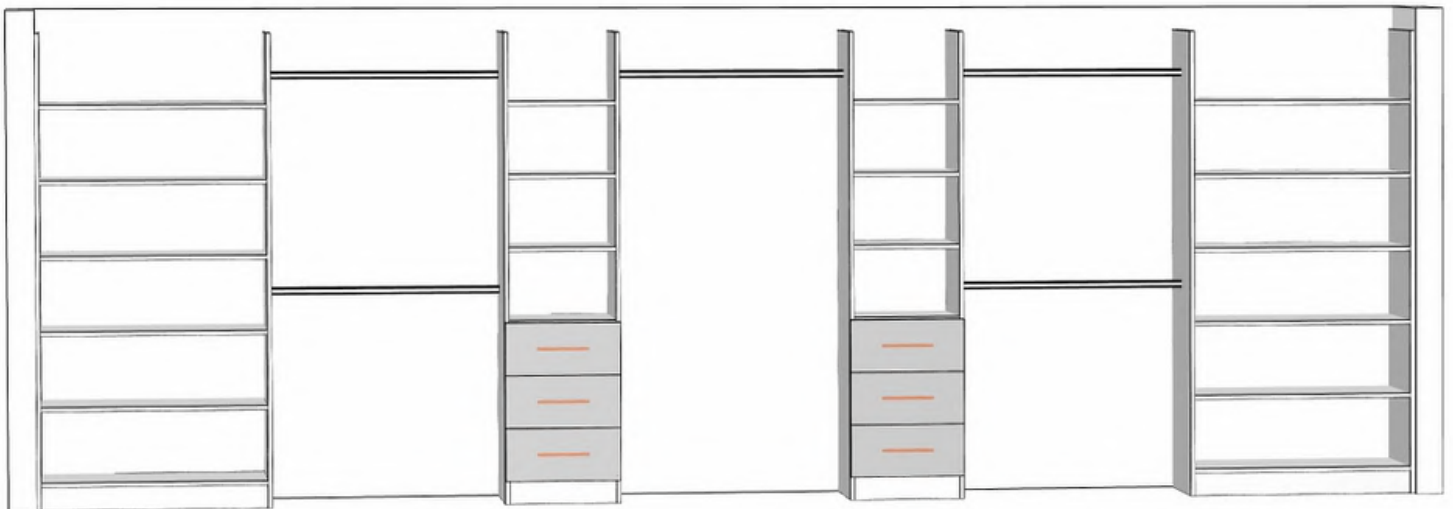


OPTION 13

£2508.60

+£990 for premium doors

2 x 1000mm shelving units, 750mm drawer & shelf unit
2 dividers and rails to be cut to size on site



OPTION 14

£2780.64

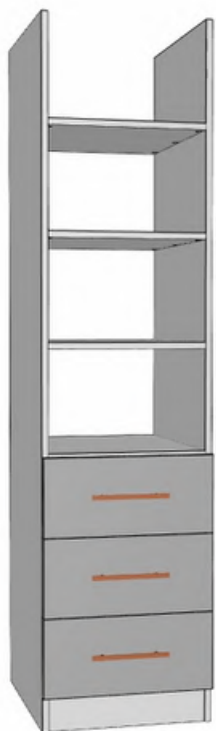
+£990 for premium doors

2 x 1000mm shelving units, 2 x 500mm drawer & shelf unit
rails to be cut to size on site

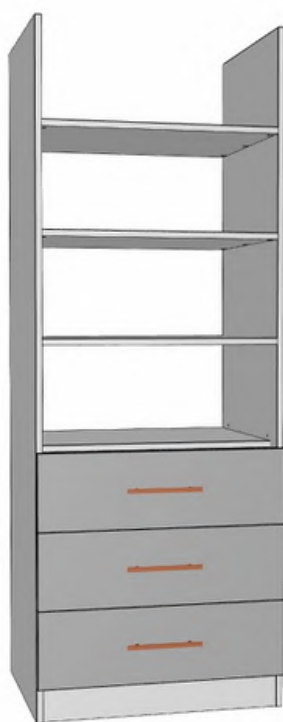
Internal options are not in fixed positions and can be moved around to suit your requirements. Images are for representation purposes only and are not to scale.

Supplementary Furniture

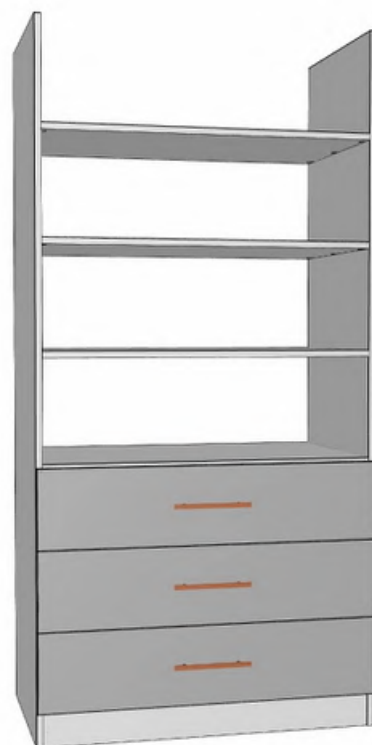
Purchase additional internal cabinets to personalise your wardrobe even further. If you decide that you don't need them later on, you can return them in their original packaging & condition for a refund.




**Shelf & Drawer Unit -
500mm wide**
£386.40



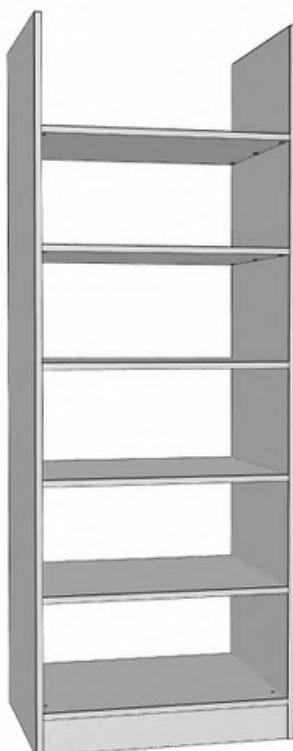
**Shelf & Drawer Unit -
750mm wide**
£416.72



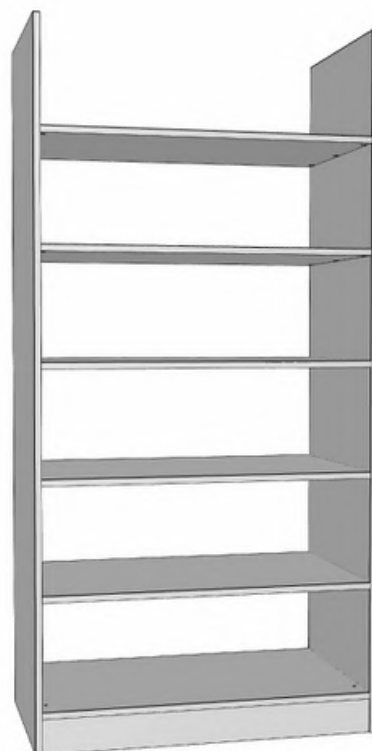
**Shelf & Drawer Unit -
1000mm wide**
£430.56



**Shelf Unit
500mm wide**
£223.56



**Shelf Unit
750mm wide**
£253.92



**Shelf Unit
1000mm wide**
£263.95

Supplementary Furniture

Additional shelving and rails can be ordered to personalise your wardrobe further. Shelving & rails are supplied in set sizes and can be cut down on site to suit your requirements. Rails will come with mounting brackets.



2500mm Rail

£42

1500mm Rail

£24

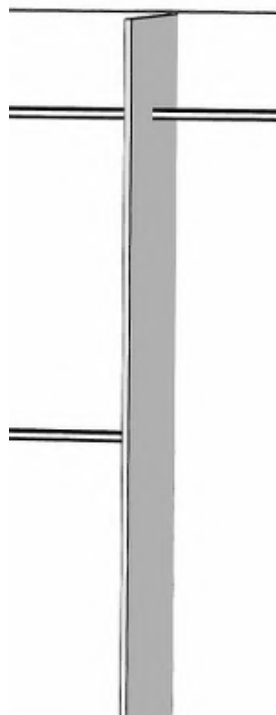


1200mm Shelf

£30

2750mm Shelf

£62.40



2050mm x 480mm

Divider Panel

£42

FAQs

Why are your face frame wardrobes cheaper than your full-cabinet wardrobes?

It's quite simple really - our full cabinet wardrobes use more material and the cabinetry is made to measure. There's also a wider range of colours and internal options. Our face-frame wardrobes still have made to measure frames and doors but the internal components are set sizes and colours. Our face-frame wardrobes don't come with cabinet tops or backs, reducing the material required which keeps the costs low for customers who are working to a tighter budget.

Can I get soft-closing doors and drawers?

You certainly can - they're included as standard! Our face-frame wardrobe doors have 110° hinges and the doors and drawers are both soft-close. Face-Frame wardrobe drawers are delivered flat-packed but take a couple of minutes to assemble.

How much is delivery? Do you deliver to me?

We deliver all across the UK. Delivery costs £89, unless you live in Scotland or a postcode beginning with TQ, TR or PL, in which case delivery is £199. If you live in the Channel Islands or any of the British Isles islands, we'll deliver to a mainland port/freight company of your choice, with fees as per the above. You'll need to arrange onward freight. Please see our [Terms & Conditions](#) for full details.

Are these wardrobes made to measure?

The face-frame and doors for your wardrobe are made in a variety of set heights to suit the height of your room, up to 2500mm with top and bottom plinths. This allows for your wardrobes to go from wall to wall and floor to ceiling including infill panels which are to be cut to size on site. The internal cabinets are in set sizes and rails are provided in over-sized lengths for you to trim to suit your preferred layout. If your room is taller than 2.5m we can supply over-sized top plinths for a floor-to-ceiling look.

For a fully bespoke, true made to measure wardrobe, [please see our full cabinet wardrobes](#).

If I change my mind, can I return it?

All of our furniture is made for your specific order. We're so sure that you'll love your new fitted bedroom that we offer a 14 day returns policy on all face-frame furniture (limited to furniture within this brochure). All you need to do is let us know what you'll be returning and return everything to us in its original packaging and condition, unused and unassembled.